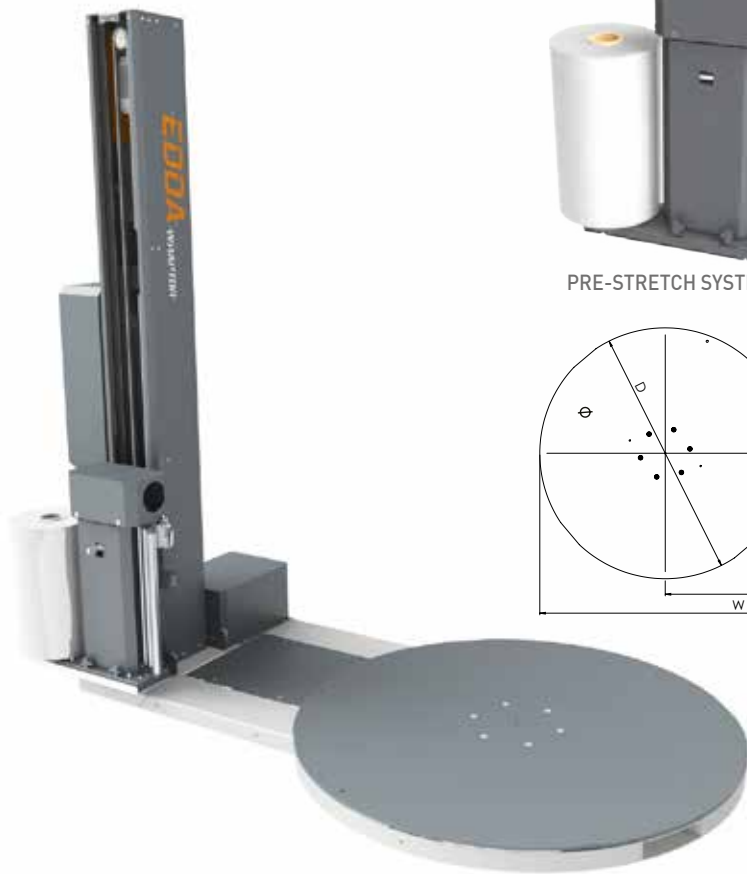


WRAPTOR 1500 / 1650 H:2200

PALLETS - BOXES

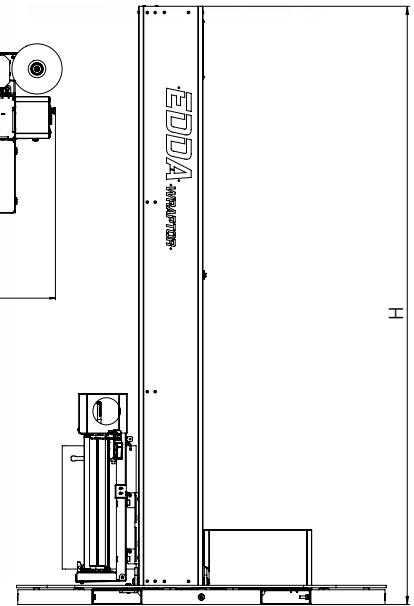
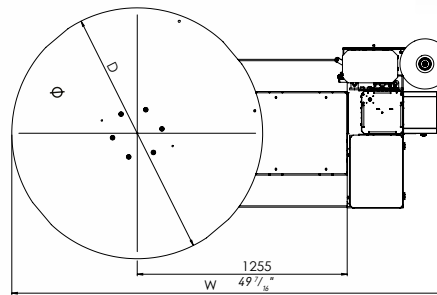
Ask for details



PRE-STRETCH SYSTEM



MECHANICAL BRAKE SYSTEM



VERTICAL STRETCH FILM SERIES

TECHNICAL FEATURES

MACHINE GENERAL FEATURES		WRAPTOR 1500 MB 2200		WRAPTOR 1500 VPT 2200		WRAPTOR 1650 MB 2200		WRAPTOR 1650 VPT 2200	
Table Diameter	mm/inch	Ø1500	59 1/16"	Ø1500	59 1/16"	Ø1650	64 61/64"	Ø1650	64 61/64"
Table Turning Speed	rpm	4 - 12		4 - 12		2 - 10		2 - 10	
Forklift Lifting Place		Front		Front		Front		Front	
*Electric Supply	Volt - Hz	220 Volt - 50/60 Hz Monophase		220 Volt - 50/60 Hz Monophase		220 Volt - 50/60 Hz Monophase		220 Volt - 50/60 Hz Monophase	
Total Power	kW	0,8		1		0,8		1	
Tensioning System		Mechanical Brake		Motorized Pre-Stretching		Mechanical Brake		Motorized Pre-Stretching	
Tensioning Rate	[%]	0 - 100		0 - 250		0 - 100		0 - 250	
Speed Adjustment		Available		Available		Available		Available	

* 110 Volt 50/60 Hz Monophase (optional)

FILM ROLL FEATURES

Film Width	mm/inch	200 - 500	7 7/8" - 19 11/16"	500	19 11/16"	200 - 500	7 7/8" - 19 11/16"	500	19 11/16"
Max. Roll Diameter	mm/inch	Ø250	9 27/32"	Ø250	9 27/32"	Ø250	9 27/32"	Ø250	9 27/32"
Max. Roll Weight	kg	16		16		16		16	
Roll Inner Diameter	mm/inch	Ø76	2 63/64"	Ø76	2 63/64"	Ø76	2 63/64"	Ø76	2 63/64"

PACKAGING PRODUCT DIMENSIONS

Max. Dimensions (W x D)	mm/inch	1200 x 1000	47 1/8" x 39 3/8"	1200 x 1000	47 1/8" x 39 3/8"	1300 x 1100	51 3/16" x 43 5/16"	1300 x 1100	51 3/16" x 43 5/16"
Max. Height	mm/inch	2200	86 39/64"	2200	86 39/64"	2200	86 39/64"	2200	86 39/64"
Loading Capacity	kg	1500		1500		2000		2000	

MACHINE DIMENSIONS

Height	mm/inch	2430	95 43/64"	2430	95 43/64"	2430	95 43/64"	2430	95 43/64"
Width	mm/inch	1500	59 1/16"	1500	59 1/16"	1650	64 61/64"	1650	64 61/64"
Depth	mm/inch	2580	101 37/64"	2580	101 37/64"	2660	104 23/32"	2660	104 23/32"

